

# Molteni & C

## DOMINO NEXT — NICOLA GALLIZIA 2016

1—  
3



In his search for stylized forms and characterful materials, Nicola Gallizia develops a series of versatile and complementary units that can fit into each other or be set side by side, such as small oval tables, benches and poufs. They are made using and alternating steel, wood, stone, textiles and leather. Color, matter and form are the inspiration and the synthesis of the collection.

**DATASHEET**

REGISTERED  
DESIGN

IV.2016

**molteni.it**

Dimensions in millimeters and inches. The right to discontinue and make changes is reserved. This information is based on the latest product information available at the time of printing

## FINISHES

SMALL TABLES AND BENCH  
STRUCTURE FINISHES  
pewter colour  
black chrome  
shiny chrome

WOODEN SMALL TABLES  
TOP FINISHES  
eucalyptus  
grey oak  
graphite oak

MARBLE SMALL TABLES  
TOP FINISHES  
white Carrara  
emperador dark  
black marquina  
Sahara noir

GLASS TOP FINISHES  
coloured glass  
in the Molteni colour range  
etched coloured glass  
in the Molteni colour range

Available in fire-resistant version (TB117 and BS5852).

## TECHNICAL INFORMATION

SMALL TABLES STRUCTURE (CHROME AND/OR PAINTED VERSIONS)  
Steel with non-slip plastic feet.

### WOODEN TOP

Wooden particleboard faced with Eucalyptus (*Eucalyptus globulus*) or Oak (*Quercus*) veneer painted in colours from the "Molteni Range".

### MARBLE TOP

Marble in Range finishes with anti-stain, water-repellent treatments.

### GLASS TOP

Glass (th. 10mm), tempered coloured extralight or etched and coloured in the colours available in the "Molteni Range".

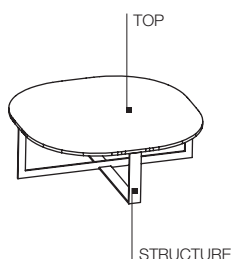
### POUF

Solid firwood (*Picea abies*) and plywood frame, padded with foam polyurethane in various densities. Light velvet cover and plastic feet.

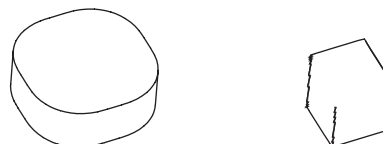
### OUTER COVERING

See card attached, specific to each cover.

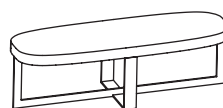
### SMALL TABLES



### POUF



### BENCH



## DATASHEET

REGISTERED  
DESIGN

IV.2016

**DIMENSIONS**

**small tables**  
**H 450 - H 17 3/4"**  
W 450 D 450  
W 17 3/4" D 17 3/4"



**DTA1**

W 600 D 600  
W 23 5/8" D 23 5/8"  
3 legs



**DTA2**

W 600 D 600  
W 23 5/8" D 23 5/8"  
4 legs



**DTA3**

**small tables**  
**H 390 - H 15 3/8"**  
W 900 D 900  
W 35 3/8" D 35 3/8"



**DTA4**

W 1200 D 1200  
W 47 1/4" D 47 1/4"



**DTA5**

W 1400 D 700  
W 55 1/8" D 27 1/2"



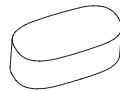
**DTA6**

**pouf**  
**H 350 - H 13 3/4"**  
W 450 D 450  
W 17 3/4" D 17 3/4"



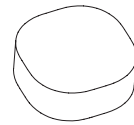
**DPU01**

W 900 D 450  
W 35 3/8" D 17 3/4"



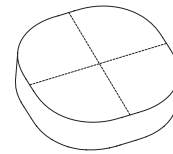
**DPU02**

W 900 D 900  
W 35 3/8" D 35 3/8"



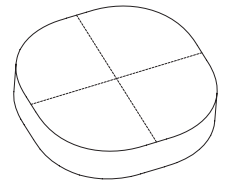
**DPU03**

W 1200 D 1200  
W 47 1/4" D 47 1/4"



**DPU04**

W 1500 D 1500  
W 59" D 59"



**DPU05**

**pouf**  
**H 350 - H 13 3/4"**  
W 450 D 450  
W 17 3/4" D 17 3/4"



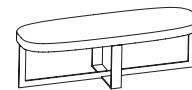
**DPU11**

**H 430 - H 16 7/8"**  
W 450 D 450  
W 17 3/4" D 17 3/4"



**DPU12**

**bench**  
**H 420 - H 16 1/2"**  
W 1400 D 400  
W 55 1/8" D 15 3/4"



**DPA1**

Molteni & C

3—  
3

DATASHEET

REGISTERED  
DESIGN

IV.2016

**molteni.it**

Dimensions in millimeters and inches. The right to discontinue and make changes is reserved. This information is based on the latest product information available at the time of printing

# Molteni & C

## FINISHES MOLTENI&C RANGE

IX.2016




	MATT LACQUER OPEN GRAIN LACQUER	GLOSSY LACQUER	COLOURED GLASS	ETCHED COLOURED GLASS	PLASTER LACQUERED CARTAPAGLIA LACQUERED <i>only Gliss Master</i>	STOPSOL
CHALK WHITE	•	•	•	•	•	
IVORY	•				•	
PEARL	•	•	•	•	•	
SILICA	•	•	•	•	•	
SAND	•	•	•	•	•	
PLATINUM	•	•	•	•	•	
DUNE	•	•	•	•	•	
CLAY	•	•	•	•	•	
DOLOMITE GREY	•	•	•	•	•	
RUBY	•	•	•	•	•	
CARAMEL	•	•	•	•	•	
MOKA	•	•	•	•	•	
MUSTARD	•	•	•	•	•	
CADMIUM	•	•	•	•	•	
LIGHT BLUE GREY	•	•	•	•	•	
BALTIC GREEN	•	•	•	•	•	
LEAD	•	•	•	•	•	
ANTHRACITE	•	•	•	•	•	
BLACK	•	•	•	•	•	
BRONZE				•		
GREY						•
LESSLESS RED <i>only matt lacquer</i>	•					

# Molteni & C


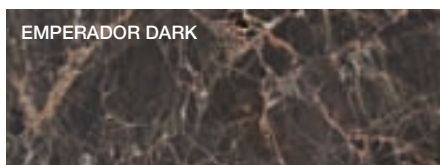
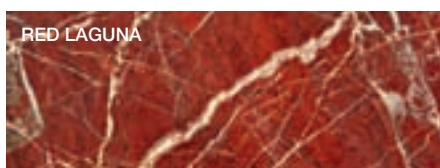

## FINISHES MOLTENI&C RANGE

IX.2016


### WOODS





### MARBLES



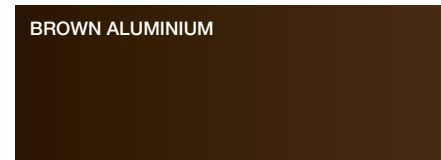
### GRES



### METAL PARTS



DWELL  
DOOR FRAME, TRACK COVERING PROFILES



The finishes shown are indicative and refer to the entire production range. We recommend that you consult the "Colour Range" samples which shown the complete range of finishes, including those not shown here. Molteni&C reserves the right to modify the range without warning.